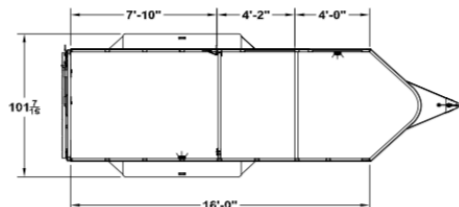
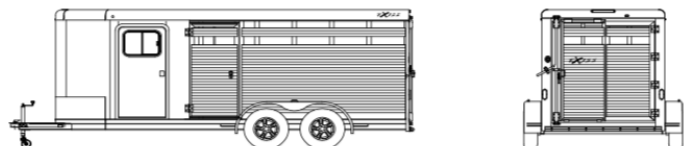




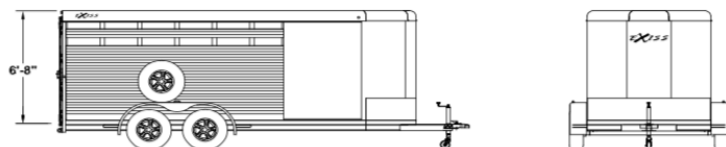
2023 EXISS EXPRESS STC 616 BP - 7'2" TALL

CONSTRUCTION FEATURES

- 6'8" or 7'2" inside height – 6'8" outside width
- Available in 16' length
- All aluminum construction w/ single piece aluminum roof
- Interlocking extruded aluminum non-skid plank floor
- 2" x 4" I-beams on 12" centers
- (2) 5,200 lb. rubber torsion axles w/ electric brakes
- Five 15" 6 hole aluminum wheels w/ 8 ply import tires
- Tear drop fenders
- Aluminum V-hitch w/ 2 5/16" coupler
- Breakaway switch w/ battery and slip hook safety chains
- 2,000 lbs. top wind jack w/ wheel
- Treadplate gravel guard 16" high on nose
- .040 white aluminum sheets on nose, sides
- Extruded aluminum slat outside of livestock area
- Spare tire w/ exterior mount
- 3/8 transferable warranty



EXPRESS STC 616 BP
FLOORPLAN
(6'8" TALL)



STOCK AREA FEATURES

- Two air gaps w/ Plexiglas tracks in stock area
- Heavy-duty 32" streetside unload door (w/air gaps)
- Full swing center gate w/ hold back
- Heavy-duty slam latch w/ external release
- Full swing rear gate (w/ air gaps)
- Easy-glide slider w/ handle on rear door (w/ air gaps)
- One LED dome light in stock area w/ switch on rear frame
- Full width, rear rubber bumper

TACK AREA FEATURES

- 4' straightwall tack room
- Camper door w/ sliding window, dead bolt and screen door
- One interior LED light in tack area w/ wall switch

OPTIONAL EQUIPMENT

- Halter Hook Bar - Set of 6 (Plastic)
- Brush Tray - Aluminum
- Blanket Bar - Fold Down
- Tie Ring x4 (exterior)
- 3 Tier Removable Saddle Rack (adjustable) 7'2" Tall
- Metallic Black Side Sheets

MSRP: \$33,390

SALE PRICE: **\$30,899**

| YOUR PAYMENT | |
|--------------|---------------|
| MONTHLY | BI-WEEKLY |
| \$341 | \$157 |
| OAC | OAC |
| TERM/AM | INTEREST RATE |
| 180/180 | 9.39% |
| | APR 10.47% |

OAC, finance fee of \$399 included in payment, cost of credit during term: \$28,518.71.

WARRANTY

8 year structural
3 years on components

| MODEL | SIZE | GVWR | EMPTY WEIGHT | AXLES |
|-----------------------------|--------------|--------|--------------|-----------|
| Express STC 616 - 6'8" Tall | 6'8" X 16'0" | 10,400 | 2,500 | (2) 5,200 |
| Express STC 616 - 7'2" Tall | 6'8" X 16'0" | 10,400 | 2,800 | (2) 5,200 |